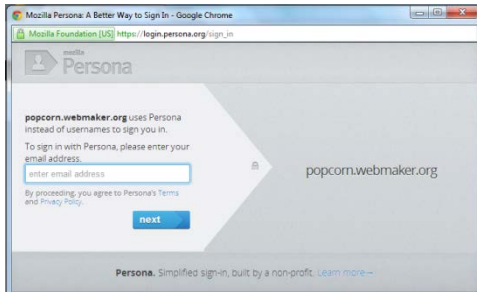


Creating a Mozilla Persona Account

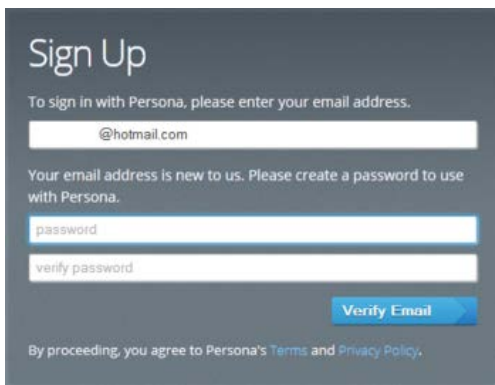
1. Go to <https://login.persona.org/> Click on **Sign In**.



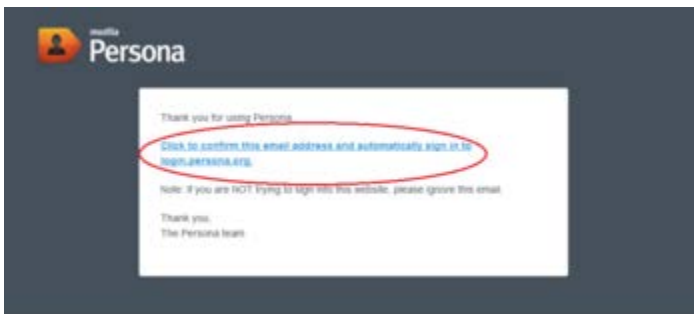
2. Enter your Beachwood email address (name@beachwoodstudents.org). Click **next**.



3. Create a password and re-enter.



4. Open your Beachwood email and click on the **Confirm** link.



5. You are now signed in and will be taken to your account manager page. You do not need to make any changes on this page.

